

Moving story books 19.10.23






Marsh Green Primary School

Headteacher - Mrs G Leigh :: Deputy Headteacher - Mr C Todd



We started our project by looking at different fonts. We looked at different books and noticed why font is



Achieve, Believe & Celebrate
"I will be the best that I can be"

Moving story books 19.10.23



Marsh Green Primary School

Headteacher - Mrs G Leigh :: Deputy Headteacher - Mr C Todd



We then started to look at different designs. We had a try of cross hatching, lines, dots and patterns.



Achieve, Believe & Celebrate
"I will be the best that I can be"

Moving story books 19.10.23





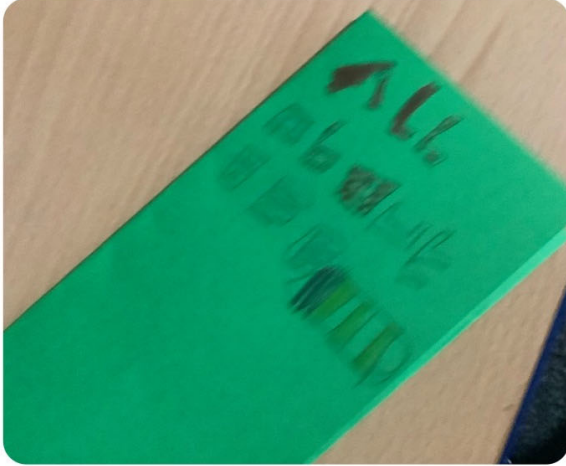


Marsh Green Primary School

Headteacher - Mrs G Leigh :: Deputy Headteacher - Mr C Todd



Look at our fabulous fonts!



PIC•COLLAGE

Achieve, Believe & Celebrate
"I will be the best that I can be"

Moving story books 19.10.23







Marsh Green Primary School

Headteacher - Mrs G Leigh :: Deputy Headteacher - Mr C Todd



We learnt new vocabulary including lever, linkage, pivot and rotate. The had a try at making our own pop out



PIC•COLLAGE

Achieve, Believe & Celebrate
"I will be the best that I can be"

Moving story books 19.10.23





Marsh Green Primary School

Headteacher - Mrs G Leigh :: Deputy Headteacher - Mr C Todd



Then we created a moving flower.



Achieve, Believe & Celebrate
"I will be the best that I can be"